

10:30

📶 84



## Oturum açın

E-posta, telefon veya Skype

Hesabınız yok mu? [Yeni bir hesap oluşturun!](#)

[Hesabınıza erişemiyor musunuz?](#)

Geri

İleri



Oturum açma seçenekleri

Safari / Google Chrome tarayıcısından adresine giriş yapınız <https://portal.office.com>

Kullanım koşulları [Gizlilik ve tanımlama bilgileri](#) ...

AA <https://portal.office.com>



09:44



## Sign in

emrecanselman21@istanbularel.edu.tr

No account? [Create one!](#)

[Can't access your account?](#)



Back

Next



Sign-in options

[Terms of use](#) [Privacy & cookies](#) ...

AA

login.microsoftonline.com



09:45



emrecanselman21@istanbularel.edu.tr

## More information required

Your organization needs more information to keep your account secure

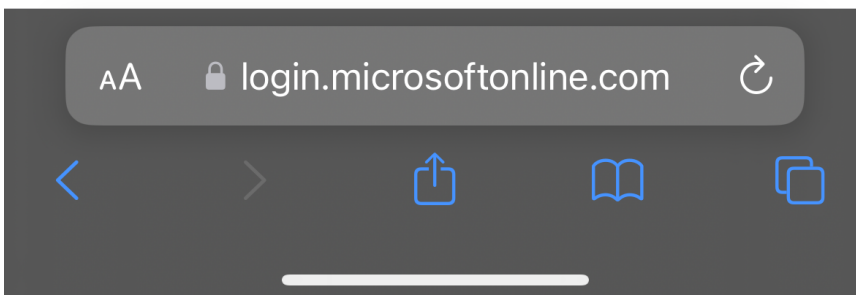
[Use a different account](#)

[Learn more](#)



[Next](#)

[Terms of use](#) [Privacy & cookies](#) ...



09:45



Istanbul Arel University



## Keep your account secure

Method 1 of 2: App



2

### Microsoft Authenticator



Start by getting the app

On your phone, install the Microsoft Authenticator app. [Download now](#)

After you install the Microsoft Authenticator app on your device, choose "Next".

[I want to use a different authenticator app](#)

Next

[I want to set up a different method](#)

AA

mysignins.microsoft.com



09:47

94

Istanbul Arel University



# Keep your account secure

Method 1 of 2: App



2

## Microsoft Authenticator

Open in "Authenticator"?

Cancel

Open

When finished, come back to this setup experience.

[Pair your account to the app by clicking this link.](#)

Show QR code

Back

Next

[I want to set up a different method](#)

AA

mysignins.microsoft.com



# Authenticator




Istanbul Arel University  
emrecanselman21@istanbularel.edu.tr >



  
Authenticator

  
Passwords

  
Addresses

  
Verified IDs

09:49



Istanbul Arel University



## Keep your account secure

Method 1 of 2: App



2

### Microsoft Authenticator

Let's try it out

Approve the notification we're sending to your app by entering the number shown below.



**81**



Back

Next

[I want to set up a different method](#)

AA

mysignins.microsoft.com



09:49

93



Istanbul Arel University

emrecanselman21@istanbularel.edu.tr

Are you trying to sign in?

Istanbul Arel University  
emrecanselman21@istanbularel.edu.tr

Enter the number shown to sign in.

81

No, it's not me

Yes

OTHER WAYS TO



Enable phone sign-in

MANAGE

1	2 ABC	3 DEF
4 GHI	5 JKL	6 MNO
7 PQRS	8 TUV	9 WXYZ
	0	⌫



09:49



Istanbul Arel University



## Keep your account secure

Method 1 of 2: App



2

### Microsoft Authenticator



Notification approved



Back

Next

[I want to set up a different method](#)

AA

mysignins.microsoft.com





# App password

Start by creating a name for your app password.  
This will help differentiate it from others.



What name would you like to use? Minimum length 8 characters.

Next

^ v AutoFill Contact Done

"12345678"

1	2	3	4	5	6	7	8	9	0
- /	:	;	( )	\$	&	@	"		
#+=	.	,	?	!	'				
ABC	space	return							

09:49

93

# Keep your account secure

Method 2 of 2: App password



## App password

App password was successfully created. Copy the password to clipboard and paste into your app. Then return here and choose 'Done'

**Name:**

12345678

**Password:**

yqzpjhnqddcbnrdq



Note: Keep this password in a safe place. It will not be shown again.



Back

Done

AA

mysignins.microsoft.com



09:50



# Keep your account secure

Method 2 of 2: Done



## Success!

Great job! You have successfully set up your security info. Choose "Done" to continue signing in.

### Default sign-in method:



App password  
12345678



Microsoft Authenticator



Done

AA

mysignins.microsoft.com

